

भारत संचार निगम लिमिटेड Bharat Sanchar Nigam Limited  
(भारत सरकार का उद्यम) (A Govt. of India Enterprise)  
कार्यालय मुख्य महाप्रबंधक, आंध्र प्रदेश परिमंडल, हैदराबाद - 500001  
Office of the Chief General Manager, A.P. Circle, Hyderabad-1

पत्र सं. Lr.no.TT/EST/3-88/14-15/ ✓ दि. dtd. 14-2-2017

All Heads of SSAs  
in A.P. Circle.

Sub: SSA wise sanctioned strength of all cadres in the Circle s on 31-1-2017-reg.

\*\*\*\*\*


The sanctioned strength of all cadres SSA wise (A,B,C,D group wise) including Telegraph Traffic as on 31-1-2017 is furnished in the Annexure enclosed.

All the SSA heads are requested to take prompt action for feeding the correct data for the MIS statement. Care to be taken while entering into ERP.

The SSA wise / cadre wise sanctioned strength of each SSA as on 31-1-2017 are available on the AP INTRANET in ESTABLISHMENT web page.


Discrepancies if any may be reconciled with the Establishment Section of this office.

Encl: As above.

  
(G. HENA)  
Sub-Divisional Engineer (Estt.)  
Phone : 040- 23203616  
Fax: 23205380


Regd. & Corporate Office: Bharat Sanchar Bhavan, H.C.Mathur Lane, Janpath, New Delhi-110001  
Corporate Identity Number (CIN): U74899DL2000GO1107739 www.bsnl.co.in

Encl. No: ES-348/Staff Statistics/2015/IV/49 dt 16-02-2017.  
Copy to :- 1) SDE (Staff-I & TL), % PGM-HTD for Info & Yr please.  
2) HTD Intranet.

  
16/2/17  
Asst. General Manager (Admin),  
% PGM-HTD, Hyderabad.

SANCTIONED STRENGTH of T.S.Circle AS ON 31-1-2017						
S.No	SSA	A	B	C	D	TOTAL
1	Adilabad	16	128	375	106	625
2	Hyderabad	141	1129	4281	2181	7732
3	Karimnagar	28	187	612	151	978
4	Khammam	17	141	516	122	796
5	Mahabubnagar	17	150	573	208	948
6	Medak	17	108	427	121	673
7	Nalgonda	22	165	571	165	923
8	Nizamabad	18	145	592	119	874
9	Warangal	22	166	536	151	875
	Total	298	2319	8483	3324	14424

SANCTIONED STRENGTH OF A.P CIRCLE AS ON 31-1-2017						
S.No	SSA	A	B	C	D	TOTAL
1	Ananthapur	24	174	666	152	1016
2	Chittoor	30	247	922	191	1390
3	Cuddapah	20	137	496	80	733
4	East Godavari	42	317	1360	469	2188
5	Guntur	41	324	1352	316	2033
6	Krishna	48	358	1576	417	2399
7	Kurnool	22	189	753	218	1182
8	Nellore	23	203	772	186	1184
9	Ongole	18	176	659	157	1010
10	Srikakulam	10	103	396	122	631
11	Visakhapatnam	33	255	996	496	1780
12	Vizianagaram	9	93	393	115	610
13	West Godavari	37	305	1404	137	1883
	Total	357	2881	11745	3056	18039

  
 14/2/17  
 उप मंडल इंजीनियर (स्थापना)  
 Sub-Divisional Engineer (Estt.)  
 का.मु.म.प्र. अ.प्र.वा.सं.नि.लि.  
 O/o. C.G.M. AP. BSNL.  
 हैदराबाद/Hyderabad-500 001

Sheet4

TOTAL SANCTION STRENGTH OF ALL CADRES IN T.S. Circle AS ON 31-1-2017						
Sl.No.	Name of the SSA	Group'A	Group'B	GroupC	Group'D	Total
1	All SSAs (9) Including Telegraphic Traffic	298	2319	8483	3324	14424
2	CIRCLE OFFICE (AP+TS) (RRC,NRC,A/T,DTTC,CTTC, RTTC, CTSD)	52	226	176	206	660
3	IMPCS (AP+TS)	53	216	9	0	278
4	Civil,Electrical,Atchitecture (AP+TS)	37	269	145	126	577
	<b>TOTAL</b>	<b>440</b>	<b>3030</b>	<b>8813</b>	<b>3656</b>	<b>15939</b>

TOTAL SANCTION STRENGTH OF ALL CADRES IN A.P. Circle AS ON 31-1-2017						
Sl.No.	Name of the SSA	Group'A	Group'B	GroupC	Group'D	Total
1	All SSAs (13) Including Telegraphic Traffic	357	2881	11745	3056	18039
	<b>TOTAL</b>	<b>357</b>	<b>2881</b>	<b>11745</b>	<b>3056</b>	<b>18039</b>

Endt. No. TT/EST/3-88/14-15/ 51 dtd. 14-2-2017

To  
The SDE (MIS) / The A.O (Budget),  
Circle Office, Hyderabad-500001

  
14/2/17  
(G.HENA)

Sub Divisional Engineer(Estt)  
%CGM Telecom, Hyderabad.